

# Phonics At Burford School Nursery

BURFORD SCHOOL



# What is Phonics?

Phonics is a way of teaching children how to read and write. It helps children hear, identify and use different sounds that distinguish one word from another in the English language.

At Burford School Nursery we teach fun, daily phonics sessions using the Floppy Phonics Programme as guidance.

These might be on the interactive whiteboard or through a play-based activity.



In Nursery we begin our phonics teaching by supporting the children to:

- Sing nursery rhymes
- Play rhyming and alliteration games
- Hear different sounds in the environment
- Go on listening walks, read books with interactive sound buttons and play listening games
- Listen to and make noises with instruments, our body and our voice (Can they play the instrument loudly? Can they choose an instrument to make a soft sound? Can they make a noise like a car?)



These activities develop children's speaking and listening skills and lay the foundations for the next stage of learning in Phonics and literacy.

- Finally, when the children are ready, we introduce oral blending and segmenting through games and practical activities.

Blending:

"c-a-t" = cat



Segmenting:


What sounds can you hear in dog? "d-o-g"

We teach the children to put each sound on their fingers like they are counting.



# Letter Sounds

In addition to our daily phonics sessions, we also teach a letter every week with a song, an action and a picture to act as a mnemonic (an aid to make the learning of the sound more memorable).



How to pronounce the pure sounds:

<https://www.youtube.com/watch?app=desktop&v=UCI2mu7URBc>



**Floppy's  
Phonics**


*Floppy's Phonics* is a rigorous, easy to use systematic synthetic phonics teaching programme for early reading and writing success.

The fun and familiar Biff, Chip and Kipper characters help get children engaged in their learning.

# Meet The Characters




Mum



Dad



Chip



Biff



Kipper



Floppy

# Floppy's Phonics Interactive Books

The Floppy's Phonics programme provides text-free interactive books which allow for the development of many pre-reading skills. They encourage the use of generating rich vocabulary, voice sounds and providing opportunities for story telling and prediction-making. We use these as part of weekly Phonics sessions.

<https://www.oxfordowl.co.uk/api/interactives/28370.html>

<https://www.oxfordowl.co.uk/api/interactives/28370.htm>





# Phonics At Home



- Listen to and sing lots of songs
- Read lots of books with your child
- Play around with words and alliteration, e.g. "Let's put on your smelly socks." "I can see a flashing fire engine."
- Listen to the sounds around you and support your child to copy them
- Play listening games, e.g., hide objects in a bag (keys, bottle of water, coins, squeaky toy). Make the noise in the bag and then ask your child to guess what made the sound.
- Play oral blending games, e.g. "Can you put your hand on your l-e-g, Can you touch your l-i-p, Can you h-o-p?"